



Quickie QM-710™ Group 3

(K0848, K0856, K0861)

EIPW11, November 2013

Account: _____
 Date: _____
 PO#: _____
 Buyer: _____
 Marked For: _____

Ship To: _____
 Name: _____
 Address: _____
 City, State, Zip: _____
 Phone: _____

The HCPCS CODES provided are based on code verification through PDAC or our interpretation of the code definitions.
 The use of HCPCS CODES does not ensure coverage or payment. For coverage information, verify the appropriate payer's coverage policy.

| ✓ Option # | HCPCS | Definition | Price | ✓ Option # | HCPCS | Definition | Price |
|------------|-------|------------|-------|------------|-------|------------|-------|
|------------|-------|------------|-------|------------|-------|------------|-------|

1. QUICKIE QM-710™ GROUP 3 CATEGORY (Select One)

QUICKIE QM-710™ BC (Group 3 K0848/K0011)

| Quickie QM-710™ BC w/ ASAP II Seat (Fig 1.1) | | \$5,765.00 |
|--|----------------|---|
| <input type="checkbox"/> 172PC67 | K0848 K0011 | Base Package VR-2 90A Drive Control (non-expandable) 300 lb 6 mph 4-pole Motor Package ASAP II Rehab Seat Frame 14" Drive Wheels (flat free insert N/C) 8A Dual Mode (Compact) CTE |
| <input type="checkbox"/> 172NB79 | K0848 | QM-710™ BC BASE ONLY <i>For use with Aftermarket Seat frame.</i> |
| <input type="checkbox"/> 172EQ01 | - | QM-710™ BC SEAT ONLY w/o elect. <i>For use to add/replace seating when additional electronics are not required.</i> |
| <input type="checkbox"/> 172EQ04 | - | QM-710™ BC SEAT ONLY w/ elect. <i>For use to add/replace seating when additional electronics are required.</i> |

QUICKIE QM-710™ MPC (Group 3 K0861/K0011)

| Quickie QM-710™ MPC SPOT Tilt/Recline (Fig. 1.3) | | \$6,195.00 |
|--|----------------|---|
| <input type="checkbox"/> 172PC69 | K0861 K0011 | Base Package VR-2 90A Drive Control (non-expandable) 300 lb 6 mph 4-pole Motor Package Recline Seat Frame 14" Drive Wheels (flat free insert N/C) 8A Dual Mode (Compact) CTE |
| <input type="checkbox"/> 172NB82 | K0861 | QM-710™ MPC BASE ONLY <i>For use with Aftermarket Seat frame.</i> |
| <input type="checkbox"/> 172EQ07 | - | QM-710™ MPC SEAT ONLY w/ elect. <i>For use to add/replace seating when additional electronics are required.</i> |

QUICKIE QM-710™ SC (Group 3 K0856/K0011)

| Quickie QM-710™ SC for SPOT Tilt or Recline (Fig 1.2) | | \$6,195.00 |
|---|----------------|---|
| <input type="checkbox"/> 172PC68 | K0856 K0011 | Base Package VR-2 90A Drive Control (non-expandable) 300 lb 6 mph 4-pole Motor Package ASAP II Rehab Seat Frame 14" Drive Wheels (flat free insert N/C) 8A Dual Mode (Compact) CTE |
| <input type="checkbox"/> 172NB81 | K0856 | QM-710™ SC BASE ONLY <i>For use with Aftermarket Seat frame.</i> |
| <input type="checkbox"/> 172EQ03 | - | QM-710™ SC SEAT ONLY w/o elect. <i>For use to add/replace seating when additional electronics are not required.</i> |
| <input type="checkbox"/> 172EQ06 | - | QM-710™ SC SEAT ONLY w/ elect. <i>For use to add/replace seating when additional electronics are required.</i> |



1.1 QM-710™ BC



1.2 QM-710™ SC



1.3 QM-710™ MPC
Shown w/ optional Seat Elevator

ORDERING INFORMATION: PHONE: (800) 333-4000 FAX: (800) 300-7502 WEBSITE: www.sunrisemedical.com

Specifications are subject to change without notice. Copyright © 2013 119135 REV G

2. BASE CHAIR OPTIONS

Speed Package (4-pole 300lb)

| | | | | |
|--------------------------|---------|---|--|------------|
| <input type="checkbox"/> | 172PF85 | - | 6 mph Standard package | N/C |
| <input type="checkbox"/> | 172PF91 | - | 5 mph High Torque package | \$500.00 |
| <input type="checkbox"/> | 172PF90 | - | 8 mph Community Package (Requires PM120 Rnet electronics) | \$1,000.00 |

Shroud Color

| | | | | |
|--------------------------|---------|---|--------------------|----------|
| <input type="checkbox"/> | 172EZ01 | - | Candy Apple Red | N/C |
| <input type="checkbox"/> | 172EZ02 | - | High Gloss Black | N/C |
| <input type="checkbox"/> | 172EZ03 | - | Candy Blue | N/C |
| <input type="checkbox"/> | 172EZ04 | - | Silver | N/C |
| <input type="checkbox"/> | 172EZ05 | - | Copper | N/C |
| <input type="checkbox"/> | 172EZ08 | - | Green Apple | N/C |
| <input type="checkbox"/> | 172EZ09 | - | Yellow | N/C |
| <input type="checkbox"/> | 172EZ10 | - | Pearl Pink | N/C |
| <input type="checkbox"/> | 172EZ11 | - | Candy Purple | N/C |
| <input type="checkbox"/> | 172EZ12 | - | Matte Black | N/C |
| <input type="checkbox"/> | 172EZ13 | - | Midnight Blue | N/C |
| <input type="checkbox"/> | 172EZ15 | - | Pearl White | N/C |
| <input type="checkbox"/> | 172EZ06 | - | Digital Camo. | \$500.00 |
| <input type="checkbox"/> | 172EZ07 | - | Woodland Camo. | \$500.00 |
| <input type="checkbox"/> | 172EZ14 | - | Carbon Fiber Print | \$500.00 |

User weight

| | | | | |
|--------------------------|---------|---|------------------|-----|
| <input type="checkbox"/> | 172WG06 | - | Less than 150lbs | N/C |
| <input type="checkbox"/> | 172WG13 | - | 151-200lb | N/C |
| <input type="checkbox"/> | 172WG14 | - | 201-250lb | N/C |
| <input type="checkbox"/> | 172WG03 | - | 251-300lb | N/C |

Drive Wheel

| | | | | |
|--------------------------|---------|---|---|-----|
| <input type="checkbox"/> | 172DW36 | - | 14" Cast Wheel Pneumatics Grey Knobby Tires and Grey Casters | N/C |
| <input type="checkbox"/> | 172DW37 | - | 14" Cast Wheel Solid Dual Density Inserts Grey Knobby Tires and Grey Casters | N/C |
| <input type="checkbox"/> | 172DW59 | - | 14" Cast Wheel Solid Dual Density Inserts Black Knobby Tires and Black Casters | N/C |

Transit Option

| | | | | |
|--------------------------|---------|---|-------------------------|----------|
| <input type="checkbox"/> | 172TO25 | - | 4-Point Transit Package | \$300.00 |
| <input type="checkbox"/> | 172TO40 | - | Omit Transit | NC |

Wheel locks

| | | | | |
|--------------------------|---------|---|-------------|----------|
| <input type="checkbox"/> | 172WL42 | - | Wheel locks | \$100.00 |
|--------------------------|---------|---|-------------|----------|

Ventilator Options

| | | | | |
|--------------------------|--------|-------|---|----------|
| <input type="checkbox"/> | 172VT4 | E1029 | Fixed Vent Tray (Pulmonetic LTV Models) | \$440.00 |
|--------------------------|--------|-------|---|----------|

Pre-Set Seat Frame Angle (STFH increases 1" per increment change)

| | | | | |
|--------------------------|---------|---|----|-----|
| <input type="checkbox"/> | 172FA10 | - | 0° | N/C |
| <input type="checkbox"/> | 172FA3 | - | 3° | N/C |
| <input type="checkbox"/> | 172FA4 | - | 6° | N/C |

Not available with Tilt or Lift

Seat Height (Use STFH Matrix below)

(Measured in the front) - Obtain Quote to verify est. STFH

| | | | | | |
|--------------------------|---------|---|--------------|--------------------------------|-----|
| <input type="checkbox"/> | 172HT44 | - | Position "0" | Requires Group 34 Batteries | N/C |
| <input type="checkbox"/> | 172HT49 | - | +5" STFH | | N/C |
| <input type="checkbox"/> | 172HT45 | - | +1" STFH | | N/C |
| <input type="checkbox"/> | 172HT46 | - | +2" STFH | | N/C |
| <input type="checkbox"/> | 172HT47 | - | +3" STFH | | N/C |
| <input type="checkbox"/> | 172HT48 | - | +4" STFH | N/C | |

| STFH Matrix | | | | | | |
|--|--------------------------------|------|------|------|------|------|
| Seating Type and Power Option Combinations | Seat-to-Floor Height at 0 tilt | | | | | |
| | 0 | +.5" | +1" | +2" | +3" | +4" |
| BC ASAP II No power seating.* | 16.3 | 16.8 | 17.3 | 18.3 | 19.3 | 20.3 |
| BC ASAP II 9" Lift only. | 17 | 17.5 | 18 | 19 | 20 | 21 |
| SC ASAP II Tilt only | 16.6 | 17.1 | 17.6 | 18.6 | 19.6 | 20.6 |
| SC ASAP II Tilt and 12" Lift combo. | 16.7 | 17.2 | 17.7 | 18.7 | | |
| SC Power Recline only * | | | 16.1 | 17.1 | 18.1 | 19.1 |
| SC Power Recline and 9" Lift Seat | | 16.2 | 16.7 | 17.7 | 18.7 | 19.7 |
| MPC Power Recline and Tilt. | | | 16.3 | 17.3 | 18.3 | 19.3 |
| MPC Power Recline with Tilt and 12" Lift combo | | 16** | 16.5 | 17.5 | 18.5 | |

STFH measured with batteries but no user. Actual STFH may vary by .5"
 *Adding seat angle will increase STFH by 1" for each incremental change.
 **Ultra low STFH may cause ground clearance of Power Centermount to drop below 2".

3. BATTERIES and CHARGERS

Batteries

| | | | | |
|--------------------------|---------|-------|--|----------|
| <input type="checkbox"/> | 172AG02 | E2361 | 22NF Flat top (Pair) w/straps and spacer | \$510.00 |
| <input type="checkbox"/> | 172AG04 | E2363 | MK Gr 24 Flat Top Gel Cell (Pair) w/straps <i>Recommended for Max Daily Range</i> | \$710.00 |
| <input type="checkbox"/> | 172AG11 | E2359 | MK Gr 34 Flat Top Gel Cell (Pair) w/straps, <i>Required for lower STFH.</i> | \$690.00 |
| <input type="checkbox"/> | 172AG12 | - | Omit batteries Ready for Group 22 <i>Includes harness, straps & spacer.</i> | N/C |
| <input type="checkbox"/> | 172AG13 | - | Omit batteries Ready for Group 24 or 34 <i>Includes harness and straps.</i> | N/C |

Battery Charger

| | | | | |
|--------------------------|---------|---|----------------------------|----------|
| <input type="checkbox"/> | 172BJ19 | - | 8A Dual Mode (Compact) CTE | N/C |
| <input type="checkbox"/> | 172BJ3 | - | Omit Charger | -\$40.00 |

4. ELECTRONICS

Drive Control Options

| | | | | |
|--------------------------|--|-------|--|-----------------|
| <input type="checkbox"/> | 172ER01 | - | Non-expandable controller (NA with High Speed Motor package) | N/C |
| <input type="checkbox"/> | R-Net Expandable Drive Control Upgrade (90A) | | | \$950.00 |
| | 172EX01 | E2377 | Expandable Controller - R-net | \$525.00 |
| | 172EX02 | E2313 | Harnessing for Expandable Controller | \$425.00 |
| <input type="checkbox"/> | R-Net Expandable Drive Control Upgrade (120A) Required for High Speed Motor Pkg | | | \$950.00 |
| | 172EX03 | E2377 | Expandable 120A Controller - R-net | \$525.00 |
| | 172EX04 | E2313 | Harnessing for 120A Expandable Controller | \$425.00 |

VR2 Joystick (non-expandable)

| | | | | |
|--------------------------|--------|---|-----------------------------|-----|
| <input type="checkbox"/> | 172J94 | - | Non Expandable VR2 Joystick | N/C |
|--------------------------|--------|---|-----------------------------|-----|

R-net Joystick (for expandable electronics)

| | | | | |
|--------------------------|---------|---|--|----------|
| <input type="checkbox"/> | 172J70 | - | Std LED Joystick for Expandable Ctrl's | N/C |
| <input type="checkbox"/> | 172J108 | - | Joystick w/Stereo Jacks & Color Display | \$200.00 |
| <input type="checkbox"/> | 172J88 | - | Joystick W/Toggle, Spd Pot, Stereo Jacks & Color Display | \$395.00 |
| <input type="checkbox"/> | 172J95 | - | Omit JS. For use with OMNI | N/C |

Joystick Mount (Fixed or Swing Away)

| | | | | |
|--------------------------|---------|-------|------------------|----------|
| <input type="checkbox"/> | 172JM10 | - | Fixed Mount | N/C |
| <input type="checkbox"/> | 172JM11 | E1028 | Swing Away Mount | \$235.00 |

Joystick Mount (Location)

Height Adjustable.

| | | | | |
|--------------------------|--------|---|------------------|-----|
| <input type="checkbox"/> | 172HM1 | - | Right Side Mount | N/C |
| <input type="checkbox"/> | 172HM2 | - | Left Side Mount | N/C |

Joystick Handle (Optional)

| | | | | |
|--------------------------|--------|-------|------------------|---------|
| <input type="checkbox"/> | 172JH1 | E2323 | Ball Handle | \$75.00 |
| <input type="checkbox"/> | 172JH2 | E2323 | Foam Ball Handle | \$75.00 |
| <input type="checkbox"/> | 172JH4 | E2323 | T-Handle | \$75.00 |
| <input type="checkbox"/> | 172JH6 | E2323 | Goalpost | \$75.00 |

R-net OMNI and Output Options

(For expandable controls, choose all that apply)

| | | | | |
|--------------------------|--------|-------|--|----------|
| <input type="checkbox"/> | 172ON1 | - | Rnet OMNI Input Control Module and display with built in Infrared and armrest mount. Choose mount below. (required for Specialty Input Devices.) | \$975.00 |
| <input type="checkbox"/> | 172ON2 | E2351 | Rnet Output Module (ECM) | \$995.00 |
| <input type="checkbox"/> | 172ON3 | - | Rnet Bluetooth Mouse-mover | \$850.00 |

OMNI Mount

(If used with Joystick must be mounted opposite side)

| | | | | |
|--------------------------|---------|-------|----------------------------------|----------|
| <input type="checkbox"/> | 172DS03 | E1028 | Swing Away Left Side OMNI Mount | \$235.00 |
| <input type="checkbox"/> | 172DS04 | E1028 | Swing Away Right Side OMNI Mount | \$235.00 |

Switch inputs for Joysticks or OMNI

Drive or Mode / Profile Control

| | | | | |
|--------------------------|---------|--|---|----------|
| <input type="checkbox"/> | 172SW22 | | Stereo to 2 Mono Splitter | \$60.00 |
| <input type="checkbox"/> | 172SW6 | | Ribbon Switch | \$95.00 |
| <input type="checkbox"/> | 172SW1 | | Buddy Button Switch | \$75.00 |
| <input type="checkbox"/> | 172SW2 | | Disc Switch | \$160.00 |
| <input type="checkbox"/> | 172SW9 | | Wobble Switch | \$500.00 |
| <input type="checkbox"/> | 172SW4 | | Micro Light Switch | \$75.00 |
| <input type="checkbox"/> | 172SW24 | | Egg Switch-Black | \$95.00 |
| <input type="checkbox"/> | 172SW21 | | Dual toggle switch only | \$170.00 |
| <input type="checkbox"/> | 172SW23 | | 4-way toggle switch w/5th button DB9 Connector. | \$170.00 |

Switch Mount Bracket

| | | | | |
|--------------------------|---------|--|------------------------------------|----------|
| <input type="checkbox"/> | 172EM01 | | Single Switch Mount Bracket | \$195.00 |
| <input type="checkbox"/> | 172EM02 | | Dual toggle switch mount bracket | \$195.00 |
| <input type="checkbox"/> | 172EM03 | | 4-way toggle switch mount bracket. | \$195.00 |

Specialty Driver Control Options

Requires expandable controls and OMNI. Not available with Upholstered backs.

| | | | | |
|--------------------------|---|-------|----------------------------------|-------------------|
| <input type="checkbox"/> | Quickie Sip n' Puff System | | | \$2,234.00 |
| | 172ID34 | E2325 | Sip N' Puff Kit | \$1,420.00 |
| | 172II01 | E0955 | Headrest | \$225.00 |
| | 172IJ01 | E1028 | Headrest Removable Mount | \$225.00 |
| | 172IH1 | E2326 | Sip n' Puff Tubing and Hardware | \$364.00 |
| <input type="checkbox"/> | ASL Head Array Package (Adult) | | | \$4,020.00 |
| | 172II02 | E2330 | ASL Proximity Head Array (Adult) | \$3,795.00 |
| | 172IJ01 | E1028 | Headrest Removable Mount | \$225.00 |
| <input type="checkbox"/> | ASL Head Array Package (Ped) | | | \$4,020.00 |
| | 172II03 | E2330 | ASL Proximity Head Array (Ped) | \$3,795.00 |
| | 172IJ01 | E1028 | Headrest Removable Mount | \$225.00 |
| <input type="checkbox"/> | Switch-It Head Array Package (Adult) | | | \$4,020.00 |
| | 172II04 | E2330 | Switch-it Proximity Head Array | \$3,795.00 |
| | 172IJ01 | E1028 | Headrest Removable Mount | \$225.00 |
| <input type="checkbox"/> | Switch-It Head Array Package (Pediatric) | | | \$4,020.00 |
| | 172II05 | E2330 | Switch-it Proximity Head Array | \$3,795.00 |
| | 172IJ01 | E1028 | Headrest Removable Mount | \$225.00 |
| <input type="checkbox"/> | ASL Proportional Mini Joystick Chin / Lip Control Package | | | \$4,945.00 |
| | 172ID36 | E2312 | Mini Joystick | \$4,495.00 |
| | 172II01 | E0955 | Headrest | \$225.00 |
| | 172IJ01 | E1028 | Headrest Removable Mount | \$225.00 |
| <input type="checkbox"/> | ASL Proportional Mini Joystick Midline with Gatlin Package | | | \$4,720.00 |
| | 172ID37 | E2312 | Mini joystick | \$4,495.00 |
| | 172IJ03 | E1028 | S/A Joystick Mount | \$225.00 |
| <input type="checkbox"/> | Quickie Proportional Chin Control Package | | | \$4,345.00 |
| | 172ID45 | E2312 | Proportional Joystick | \$4,120.00 |
| | 172IJ03 | E1028 | S/A Joystick Mount | \$225.00 |

Attendant Control

| | | | | |
|--------------------------|---------|-------|-----------------------------|----------|
| <input type="checkbox"/> | 172OA01 | E2331 | Attendant Control for VR-2 | \$995.00 |
| <input type="checkbox"/> | 172OA02 | E2331 | Attendant Control for R-net | \$995.00 |

Attendant Mounting location

| | | | | |
|--------------------------|--------|--|------------------------------------|-----|
| <input type="checkbox"/> | 172DN1 | | Mounting location: Right Back Cane | N/C |
| <input type="checkbox"/> | 172DN2 | | Mounting Location: Left Back Cane | N/C |

Electronic Programmers

| | | | | |
|--------------------------|--------|--|-----------------------------------|------------|
| <input type="checkbox"/> | 172PR2 | | VR-2 Hand Held Programmer | \$250.00 |
| <input type="checkbox"/> | 172PR5 | | R-net PC Programmer with Dongle | \$400.00 |
| <input type="checkbox"/> | 172PR6 | | DTT VR2 and Rnet cables included. | \$1,000.00 |

5. SEAT TYPE

| | | | | | | | | | |
|--|---------|---|--|-----|---|---------|---|---|-----|
| <input type="checkbox"/> | 172ST56 | - | Quickie A.S.A.P II (Adjustable Seating and Positioning) Choose Seat Frame Size Platform. | N/C | <input type="checkbox"/> | 172ST57 | - | Power Recline (requires Expandable Rnet electronics) | N/C |
| ASAP II Frame size <i>(each frame is width and depth adjustable within given range.)</i> | | | | | Recline Seat Frame size | | | | |
| <input type="checkbox"/> | 172FU17 | - | Adjustable 12x12 to 16X19 (A) | N/C | <input type="checkbox"/> | 172FU26 | - | Power Recline Seat Frame (G) 14x16 to 22x20 (Not width Adjustable) | N/C |
| <input type="checkbox"/> | 172FU18 | - | Adjustable 16x12 to 20x20 (B) | N/C | <input type="checkbox"/> | 172FU27 | - | Power Recline Seat Frame (H) 18x18 to 22"x22" (Not width Adjustable) | N/C |
| <input type="checkbox"/> | 172FU19 | - | Adjustable 18x16 to 22x22 (C) | N/C | NOTE: If you have Tilt & Recline with shear you must select the Power Recline Seat Frame. | | | | |

6. SEAT SIZE

Seat Size Matrix. Seat type is chosen in section 5.

A = ASAP II Seat Frame
(Adjustable from 12x12 to 16X19)

B = ASAP II Seat Frame
(Adjustable from 16X12 to 20X20)

C = ASAP II Seat Frame
(Adjustable from 18X16 to 22X22)

| | | ASAP II Seat Width | | | | | | | | | |
|------------|-----|--------------------|-----|-----|-----|-----|-----|-----|-----|-----|-----|
| | | 12" | 13" | 14" | 15" | 16" | 17" | 18" | 19" | 20" | 22" |
| Seat Depth | 12" | A | A | A | A | A,B | B | B | B | B | |
| | 13" | A | A | A | A | A,B | B | B | B | B | |
| | 14" | A | A | A | A | A,B | B | B | B | B | |
| | 15" | A | A | A | A | A,B | B | B | B | B | |
| | 16" | A | A | A | A | A,B | B | B,C | B,C | B,C | C |
| | 17" | A | A | A | A | A,B | B | B,C | B,C | B,C | C |
| | 18" | A | A | A | A | A,B | B | B,C | B,C | B,C | C |
| | 19" | A | A | A | A | A,B | B | B,C | B,C | B,C | C |
| | 20" | | | | | B | B | B,C | B,C | B,C | C |
| | 21" | | | | | | | | C | C | C |
| 22" | | | | | | | | C | C | C | |

G/H = Recline Seat (Width not adjustable)

Note: Power Recline Seat Depth measured from solid surface of back to front of seat pan. Please accommodate for backrest cushion thickness.

| | | Recline Seat Width | | | | |
|-------------------------|-----|--------------------|-----|-----|-----|-----|
| | | 14" | 16" | 18" | 20" | 22" |
| Seat Depth (Adjustable) | 16" | G | G | G | G | G |
| | 17" | G | G | G | G | G |
| | 18" | G | G | G,H | G,H | G,H |
| | 19" | G | G | G,H | G,H | G,H |
| | 20" | G | G | G,H | G,H | G,H |
| | 21" | | | H | H | H |
| | 22" | | | H | H | H |

| Seat Width | | | |
|--------------------------|--------|-----|------------------|
| <input type="checkbox"/> | 172R21 | 12" | Seat width (N/C) |
| <input type="checkbox"/> | 172R22 | 13" | Seat width (N/C) |
| <input type="checkbox"/> | 172R23 | 14" | Seat width (N/C) |
| <input type="checkbox"/> | 172R24 | 15" | Seat width (N/C) |
| <input type="checkbox"/> | 172R5 | 16" | Seat width (N/C) |
| <input type="checkbox"/> | 172R6 | 17" | Seat width (N/C) |
| <input type="checkbox"/> | 172R7 | 18" | Seat width (N/C) |
| <input type="checkbox"/> | 172R8 | 19" | Seat width (N/C) |
| <input type="checkbox"/> | 172R9 | 20" | Seat width (N/C) |
| <input type="checkbox"/> | 172R25 | 22" | Seat width (N/C) |

| Seat Depth | | | |
|--------------------------|---------|-----|------------------|
| <input type="checkbox"/> | 172RF20 | 12" | Seat depth (N/C) |
| <input type="checkbox"/> | 172RF21 | 13" | Seat depth (N/C) |
| <input type="checkbox"/> | 172RF22 | 14" | Seat depth (N/C) |
| <input type="checkbox"/> | 172RF23 | 15" | Seat depth (N/C) |
| <input type="checkbox"/> | 172RF5 | 16" | Seat depth (N/C) |
| <input type="checkbox"/> | 172RF6 | 17" | Seat depth (N/C) |
| <input type="checkbox"/> | 172RF7 | 18" | Seat depth (N/C) |
| <input type="checkbox"/> | 172RF8 | 19" | Seat depth (N/C) |
| <input type="checkbox"/> | 172RF24 | 20" | Seat depth (N/C) |
| <input type="checkbox"/> | 172RF26 | 21" | Seat depth (N/C) |
| <input type="checkbox"/> | 172RF25 | 22" | Seat depth (N/C) |

7. SEAT CUSHIONS

| Standard Cushion | | |
|--------------------------|--------|--------------------|
| <input type="checkbox"/> | 172CU1 | 2" Cushion \$95.00 |

JAY Cushions (Optional)

To order any JAY cushions on-chair, please see the JAY price list.

Cushion name or part number must be filled out w/ desired width and depth

| JAY Bundled Cushion | | | Price List |
|--------------------------|---------|--------|------------|
| Cushion Name or Part # | Width: | Depth: | |
| <input type="checkbox"/> | 172JC20 | | |

8. POWERED SEATING

| Power Seating Options (SC and MPC Models) | | | |
|---|--------|-------|---|
| <input type="checkbox"/> | 172PJ2 | E1002 | Quickie SPOT 50° CG Tilt \$4,950.00 |
| <input type="checkbox"/> | 172PA6 | E1005 | Recline w/Power Shear Reduction Only \$5,725.00 |
| <input type="checkbox"/> | 172PA7 | E1008 | Tilt & Recline w/Power Shear Reduction \$9,995.00 |

| Powered Seat Elevator- (AKA: Power Lift) | | | |
|--|---------|-------|---|
| <input type="checkbox"/> | 172PA8 | E2300 | Power Seat Elevate (9") \$2,500.00 |
| <input type="checkbox"/> | 172PA15 | E2300 | Power Seat Elevate for use with tilt (12") (Must be ordered with SPOT tilt) \$2,800.00 |

| Powered Seating Control Method | | | |
|--|---------|--|--|
| <i>(For use with power seating actuators. Switch activation is stand-alone and does not require expandable or thru-drive electronics.)</i> | | | |
| <input type="checkbox"/> | 172EO10 | | Switch Control 1 actuator w/dual toggle and mount. (For operating Tilt or Lift) N/C |
| <input type="checkbox"/> | 172EO11 | | Switch Control 1 actuator w/buddy button & mount. (For operating Tilt or Lift) N/C |
| <input type="checkbox"/> | 172EO12 | | Switch Control 2 - 3 Actuator w/ 4-way Toggle Switch & Mount. (Capable of operating combo of Tilt/Legs or legs only) N/C |

| Switch Mount | | | |
|--|---------|---|------------------------|
| <i>(for use with switch control powered seating)</i> | | | |
| <input type="checkbox"/> | 172EY01 | - | Switch Mount Right N/C |
| <input type="checkbox"/> | 172EY02 | - | Switch Mount Left N/C |

Powered Seating Thru-drive Control Method.

"Assignable Button" feature listed below (available on Rnet Systems) allows for direct "short-cut" access to various seating functions via joystick buttons. Functions accessed by depressing the button for more than 1 second. By selecting the thru-drive w/assignable button the chair will be pre-programmed with seating functions assigned to buttons on the joystick. Assignments can be changed via PC Dongle.

| Thru-Drive 1 Actuator options. | | | |
|--------------------------------|---------|-------|---|
| <input type="checkbox"/> | 172EO15 | E2310 | Thru Drive 1 Actuator w/out assignable buttons. For use with VR2 or R-net (For operating Tilt or Lift thru Joystick.) \$1,375.00 |
| <input type="checkbox"/> | 172EO13 | E2310 | Thru Drive 1 Actuator with assignable buttons. (For operating Tilt or Lift thru Joystick and/or buttons on the remote. Requires R-net.) \$1,375.00 |

| Thru-Drive 2+ Actuator options. | | | |
|---------------------------------|---------|-------|---|
| <input type="checkbox"/> | 172EO16 | E2311 | Thru Drive 2+ Actuators w/out assignable buttons (For operating Tilt, Lift, Recline or Power Legs thru Joystick requires expandable Rnet) \$2,825.00 |
| <input type="checkbox"/> | 172EO14 | E2311 | Thru Drive 2+ Actuators with assignable buttons. (For operating Tilt, Lift, Recline or Power Legs thru Joystick and/or buttons on the remote. Requires expandable Rnet) \$2,825.00 |

9. BACKREST AND BACK OPTIONS for ASAP II (BC and SC)

Backrest Frame Type

| | | | | |
|--------------------------|---------|-------|--|----------|
| <input type="checkbox"/> | 172BT8 | - | Angle Adjustable (ASAP II Seat only) | N/C |
| <input type="checkbox"/> | 172BT98 | E1225 | Manual Recline 40° (ASAP II Seat only) <i>not width adjustable</i> | \$425.00 |

Manual Recline Adjustment Method Option

Back Cane Height 23".

| | | | | |
|--------------------------|---------|--|--|-----|
| <input type="checkbox"/> | 172MN01 | | Tool | N/C |
| <input type="checkbox"/> | 172MN02 | | Knob (NA with Cantilever or dual post arms.) | N/C |

Angle Adjustable Backrest Options

(NA with Manual recline)

| | | | | |
|--------------------------|--------|--|----------------------|----------|
| <input type="checkbox"/> | 172OD8 | | Non-Folding Backrest | N/C |
| <input type="checkbox"/> | 172OD9 | | Folding Backrest | \$110.00 |

Cane Angle

| | | | | |
|--------------------------|---------|--|---|----------|
| <input type="checkbox"/> | 172BP40 | | Straight Back Post | N/C |
| <input type="checkbox"/> | 172BP41 | | 8° Bend Back Post (<i>Avail. only w/ Upholstery or J3 Back</i>) | \$100.00 |

Towel Bar Depth

| | | | | |
|--------------------------|---------|--|--|-----|
| <input type="checkbox"/> | 172QT03 | | Shallow (NA with Upholstery backs.) | N/C |
| <input type="checkbox"/> | 172QT04 | | Deep (Extends 4" from back canes for deep backs) | N/C |

Back Cane

(Upholstery Height Measured pan to top of upholstery.)

| | | | | | |
|--------------------------|-------------------|--------------------------|-------------------|--------------------------|--------------------|
| <input type="checkbox"/> | Low (15.5") 172B1 | <input type="checkbox"/> | Med (17.5") 172B5 | <input type="checkbox"/> | Tall (19.5") 172B9 |
|--------------------------|-------------------|--------------------------|-------------------|--------------------------|--------------------|

Back Type (Uphostery or Solid)

| | | | | |
|--------------------------|---------|-------|---|----------|
| <input type="checkbox"/> | 172BU1 | - | Upholstery (<i>Not avail with tilt or recline</i>) | N/C |
| <input type="checkbox"/> | 172BU70 | E2611 | Tension adj Upholstery Ballistic Nylon. (with 1" width adjustment.) (<i>Not avail with tilt or recline</i>) | \$315.00 |
| <input type="checkbox"/> | 172BU71 | E2611 | Tension adj Upholstery 3DX Vented. (with 1" width adjustment) (<i>Not avail with tilt or recline</i>) | \$330.00 |
| <input type="checkbox"/> | 172BU76 | - | S.P.O.T. Curved | N/C |
| <input type="checkbox"/> | 172BU77 | E2613 | Jay SPO Posterior Positioning (ASAP II only) | \$475.00 |
| <input type="checkbox"/> | 172BU78 | E2617 | ART SPO Custom Back (ASAP II only) <i>See appendix 1</i> | See Pg 8 |
| <input type="checkbox"/> | 172BU14 | - | Omit Back. | -\$15.00 |

Jay 3 Option

| | | | | |
|--------------------------|---------|---|---|-----------|
| <input type="checkbox"/> | 172JB01 | - | Jay J3 for ASAP II (<i>select OMIT above</i>) | See J3 OF |
|--------------------------|---------|---|---|-----------|

Back Height - Required for SPOT Curved, SPO Backs.

(Limited combinations of widths) Measured from pan to top of solid back.

| | | | | |
|--------------------------|---------|---|-----|-----|
| <input type="checkbox"/> | 172B132 | - | 14" | N/C |
| <input type="checkbox"/> | 172B36 | - | 16" | N/C |
| <input type="checkbox"/> | 172B38 | - | 18" | N/C |
| <input type="checkbox"/> | 172B40 | - | 20" | N/C |
| <input type="checkbox"/> | 172B42 | - | 22" | N/C |
| <input type="checkbox"/> | 172B44 | - | 24" | N/C |
| <input type="checkbox"/> | 172B140 | - | 26" | N/C |

10. BACKREST AND BACK OPTIONS for 3.7 POWER RECLINE (MPC)

Backrest Frame Type

| | | | | |
|--------------------------|---------|---|--|-----|
| <input type="checkbox"/> | 172BT89 | - | Power Recline (<i>Power Recline Seat only</i>) | N/C |
|--------------------------|---------|---|--|-----|

Power Recline Backrest Preset Home Angle N/C

| | | | | | |
|--------------------------|------------|--------------------------|--------------------|--------------------------|-------------|
| <input type="checkbox"/> | 90° 172QK1 | <input type="checkbox"/> | 95° 172QK2 default | <input type="checkbox"/> | 100° 172QK3 |
|--------------------------|------------|--------------------------|--------------------|--------------------------|-------------|

Back Type (Solid Recline)

| | | | | |
|--------------------------|---------|---|---|-----|
| <input type="checkbox"/> | 172BU83 | - | Standard Curve back with 1.5" Foam cushion. (<i>Reduces Seat Depth</i>) | N/C |
| <input type="checkbox"/> | 172JB03 | - | Jay J3 for Power Recline w/1.5" Foam <i>Choose type below. (Reduces Seat Depth)</i> | N/C |

Back Height - Required for Standard Curved Recline Backs and Jay 3 recline backs.

(Limited combinations of widths) Measured from pan to top of solid back.

| | | | | | |
|--------------------------|---------|-------------|-----|---|-----|
| <input type="checkbox"/> | 172B42 | NEW! | 22" | <i>Avail w/ standard curved and Jay3 MT (PA/PL backs)</i> | N/C |
| <input type="checkbox"/> | 172B44 | - | 24" | | N/C |
| <input type="checkbox"/> | 172B140 | - | 26" | | N/C |
| <input type="checkbox"/> | 172B141 | - | 27" | | N/C |
| <input type="checkbox"/> | 172B142 | - | 28" | | N/C |

Push Handle Options

| | | | | |
|--------------------------|---------|---|---|---------|
| <input type="checkbox"/> | 172BP55 | - | Fixed "Cane" Handles. | N/C |
| <input type="checkbox"/> | 172BP56 | - | Height Adjustable Push Handles. w/2 utility hooks | \$50.00 |
| <input type="checkbox"/> | 172BP57 | - | Omit push handles | N/C |

JAY 3 BACK for 3.7 POWER RECLINE OPTIONS

Jay 3 Contour.

| | | | | |
|--------------------------|---------|-------|--|----------|
| <input type="checkbox"/> | 172JP01 | E2613 | J3 PA Back (2.2" of Contour Depth) Available 14"-20" Wide (J3PAUTZYXX) | \$535.00 |
| <input type="checkbox"/> | 172JP02 | E2614 | J3 PA Back (2.2" of Contour Depth) Available 22" Wide (J3PAUTZ22FX) | \$795.00 |
| <input type="checkbox"/> | 172JP03 | E2615 | J3 PL Back (3.0" of Contour Depth) Available 14"-20" Wide (J3PLUTZYXX) | \$620.00 |
| <input type="checkbox"/> | 172JP04 | E2620 | J3 PDL Back (6.0" of Contour Depth) Available 14"-20" Wide (J3PDLUTZYXX) | \$745.00 |
| <input type="checkbox"/> | 172JP05 | E2620 | J3 PDC Back (6.0" of Contour Depth) Available 14"-20" Wide (J3PDCUTZYXX) | \$745.00 |

Jay 3 Back Height. Backs are height adjustable

| | | | | |
|--------------------------|---------|---|---|-----|
| <input type="checkbox"/> | 172JR06 | - | MT for 22" tall back. (Mid Thoracic Short 15" shell) NEW! | N/C |
| <input type="checkbox"/> | 172JR01 | - | UT for 24" tall back. (Upper Thoracic Short 16.5" shell) | N/C |
| <input type="checkbox"/> | 172JR02 | - | UT for 26" tall back. (Upper Thoracic Med 18" shell) | N/C |
| <input type="checkbox"/> | 172JR03 | - | UT for 27" tall back. (Upper Thoracic Tall 19.5" shell) | N/C |
| <input type="checkbox"/> | 172JR04 | - | SH for 28" tall back and widths 14-20" (Shoulder Height 21" shell,) | N/C |
| <input type="checkbox"/> | 172JR05 | - | SH for 26-28" tall back and 22" wide seat (Shoulder Height 18" shell,) | N/C |

SPINE-ALIGN MINI FIT KIT 2

Includes: 5 wedges, 2 lat shims, 2 post/lat pelvic, 1 lg lumbar, 1 flat shim, and 1 curved

| | | | | |
|--------------------------|---------|-------|----------------------------|----------|
| <input type="checkbox"/> | 172JS01 | K0108 | SPINE-ALIGN MINI FIT KIT 2 | \$101.00 |
|--------------------------|---------|-------|----------------------------|----------|

| | | |
|--|--|------------------------------------|
| <p>POSTERIOR [PA] E2613 - E2614</p> | <p>POST & LATERAL [PL] E2615</p> | |
| <p>POSTERIOR & DEEP LATERAL [PDL] E2620</p> | <p>POSTERIOR & DEEP CONTOUR [PDC] E2620</p> | |
| <p>MID THORACIC [MT]</p> | <p>"UPPER" THORACIC [UT]</p> | <p>SHOULDER HEIGHT [SH]</p> |

Jay 3 Width

Back can be ordered 2" narrower than seat pan. Armrest will be adjusted to back width ordered. Future growth can be accomplished by replacing back with wider versions and adjusting arms outward.

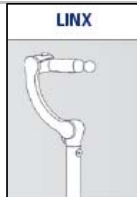
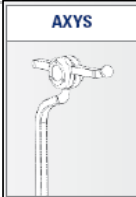
| | | | | |
|--------------------------|---------|---|--|-----|
| <input type="checkbox"/> | 172JQ01 | - | Back width 14" (Use w/ 14-16" wide seat) | N/C |
| <input type="checkbox"/> | 172JQ02 | - | Back width 16" (Use w/ 16-18" wide seat) | N/C |
| <input type="checkbox"/> | 172JQ03 | - | Back width 18" (Use w/ 18-20" wide seat) | N/C |
| <input type="checkbox"/> | 172JQ04 | - | Back width 20" (Use w/ 20-22" wide seat) | N/C |
| <input type="checkbox"/> | 172JQ05 | - | Back width 22" (Use with 22" wide seat) | N/C |

11. HEADREST OPTIONS

Choose One Each.

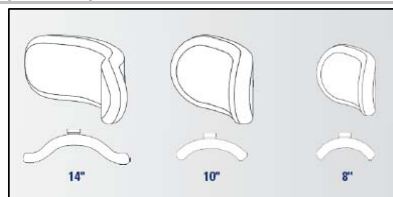
Headrest Mount

| | | | | |
|--------------------------|---------|-------|-------------------------|----------|
| <input type="checkbox"/> | 172MH10 | E1028 | Axys Mount & Bracket | \$220.00 |
| <input type="checkbox"/> | 172MH11 | E1028 | Cobra Mount and Bracket | \$280.00 |
| <input type="checkbox"/> | 172MH1 | E1028 | Linx Mount and Bracket | \$225.00 |



Headrest Pad

| | | | | |
|--------------------------|---------|-------|----------------------------|----------|
| <input type="checkbox"/> | 172HE65 | E0955 | Plush Head Support Pad 8" | \$225.00 |
| <input type="checkbox"/> | 172HE66 | E0955 | Plush Head Support Pad 10" | \$225.00 |
| <input type="checkbox"/> | 172HE78 | E0955 | Plush Head Support Pad 14" | \$225.00 |



12. POSTURAL SUPPORTS

LATERAL THORACIC SUPPORT (Swing Away)

Available on all Solid Backs.

| | | | | |
|--------------------------|---|-------|---------------------------------|-----------------|
| <input type="checkbox"/> | LAT 4X4 S/A MOUNTS W/ 1" OFFSET - PR | | | \$778.00 |
| | 172ZV14 | E0956 | LATERAL 4X4 W/ 1" OFFSET - PAIR | \$251.00 |
| | 172ZS07 | E1028 | LATERAL SWING AWAY MOUNT - PAIR | \$527.00 |
| <input type="checkbox"/> | LAT 4X5 S/A MOUNTS W/ 1" OFFSET - PR | | | \$778.00 |
| | 172ZV15 | E0956 | LATERAL 4X5 W/ 1" OFFSET - PAIR | \$251.00 |
| | 172ZS07 | E1028 | LATERAL SWING AWAY MOUNT - PAIR | \$527.00 |
| <input type="checkbox"/> | LAT 4X6 S/A MOUNTS W/ 1" OFFSET - PR | | | \$778.00 |
| | 172ZV16 | E0956 | LATERAL 4X6 W/ 1" OFFSET - PAIR | \$251.00 |
| | 172ZS07 | E1028 | LATERAL SWING AWAY MOUNT - PAIR | \$527.00 |
| <input type="checkbox"/> | LAT 6X4 S/A MOUNTS W/ 1" OFFSET - PR | | | \$778.00 |
| | 172ZV17 | E0956 | LATERAL 6X4 W/ 1" OFFSET - PAIR | \$251.00 |
| | 172ZS07 | E1028 | LATERAL SWING AWAY MOUNT - PAIR | \$527.00 |
| <input type="checkbox"/> | LAT 6X5 S/A MOUNTS W/ 1" OFFSET - PR | | | \$778.00 |
| | 172ZV18 | E0956 | LATERAL 6X5 W/ 1" OFFSET - PAIR | \$251.00 |
| | 172ZS07 | E1028 | LATERAL SWING AWAY MOUNT - PAIR | \$527.00 |
| <input type="checkbox"/> | LAT 6X6 S/A MOUNTS W/ 1" OFFSET - PR | | | \$778.00 |
| | 172ZV19 | E0956 | LATERAL 6X6 W/ 1" OFFSET - PAIR | \$251.00 |
| | 172ZS07 | E1028 | LATERAL SWING AWAY MOUNT - PAIR | \$527.00 |

CHEST STRAP

| | | | | |
|--------------------------|---------|-------|--------------------|----------|
| <input type="checkbox"/> | 172ZR03 | E0960 | Padded Chest Strap | \$225.00 |
|--------------------------|---------|-------|--------------------|----------|

Swing Away Knee Adductor Supports

Available only with Fixed and Power Center Mount Legrests.

Not available with Dual Post Arm Rests or 2-point Locking Cantilever Arms

| | | | | |
|--|---------|-------|-----------------------------|----------|
| Knee Adductor Supports - LEFT (choose Pad and Arm) | | | \$395.00 | |
| Pad Size | | | | |
| <input type="checkbox"/> | 172KB5 | E0956 | Knee Adductor Pad SM- Left | \$170.00 |
| <input type="checkbox"/> | 172KB7 | E0956 | Knee Adductor Pad LG- Left | \$170.00 |
| S/A Arm Size | | | | |
| <input type="checkbox"/> | 172XX04 | E1028 | Swing Away Short - Left | \$225.00 |
| <input type="checkbox"/> | 172XX06 | E1028 | Swing Away Long - Left | \$225.00 |
| Knee Adductor Supports - RIGHT (choose Pad and Arm) | | | \$395.00 | |
| Pad Size | | | | |
| <input type="checkbox"/> | 172KB6 | E0956 | Knee Adductor Pad SM- Right | \$170.00 |
| <input type="checkbox"/> | 172KB8 | E0956 | Knee Adductor Pad LG- Right | \$170.00 |
| S/A Arm Size | | | | |
| <input type="checkbox"/> | 172XX05 | E1028 | Swing Away Short - Right | \$225.00 |
| <input type="checkbox"/> | 172XX07 | E1028 | Swing Away Long - Right | \$225.00 |

Long Thigh Support w/Removable Mount

Available with Cantilever Arms, NA with Manual Recline Back, Dual Post, Single Post or Cantilever w/ 2 pt Locking arms.

| | | | | |
|--------------------------|--|-------|----------------------------|-----------------|
| <input type="checkbox"/> | SPOT Long Thigh Support - Left | | | \$325.00 |
| | 172TV2 | E0956 | Long Thigh Support - Left | \$100.00 |
| | 172TX1 | E1028 | Removable Mount - Left | \$225.00 |
| <input type="checkbox"/> | SPOT Long Thigh Support - Right | | | \$325.00 |
| | 172TV1 | E0956 | Long Thigh Support - Right | \$100.00 |
| | 172TX2 | E1028 | Removable Mount - Right | \$225.00 |

13. ARMREST AND ARMPAD OPTIONS

13A. Armrest options for ASAP II seating.

| Armrest Mounting for K0848 BC Models with ASAP II | | | | |
|---|---------|-------|---|----------|
| Dual Post Armrests | | | | |
| <input type="checkbox"/> | 172EG01 | | Short Dual Post Flip Back 10" Height. | N/C |
| <input type="checkbox"/> | 172EG21 | | Long Dual Post Flip Back 10" Height. | N/C |
| <input type="checkbox"/> | 172EG02 | E0973 | Shrt Dual Post Flip Back HT Adj 10"-15" | \$230.00 |
| <input type="checkbox"/> | 172EG22 | E0973 | Lng Dual Post Flip Back HT Adj 10"-15" | \$230.00 |
| Cantilever Armrests | | | | |
| <i>(Adjustable length arm pad included (choose Pad setting below, except for Low Arm Option) NA with Manual Recline Back)</i> | | | | |
| <input type="checkbox"/> | 172EG03 | E0973 | Standard Cantilever Arm w/ 2 Point Locking Post. (9"-10" Ht Range.) NA w/ seat depths below 16" | \$230.00 |
| <input type="checkbox"/> | 172EG04 | E0973 | Standard Cantilever Arm w/ 2 Point Locking Post. (11"-12" Ht Range.) NA w/ seat depths below 16" | \$230.00 |
| <input type="checkbox"/> | 172EG05 | E0973 | STD Cantilever Arm 9"-12" Ht Range | \$230.00 |
| <input type="checkbox"/> | 172EG06 | E0973 | Low Cantilever Arm 7"-10" Ht Range (Choose ASAPII pad type and size below) | \$230.00 |
| Single Post Armrests | | | | |
| <input type="checkbox"/> | 172EG07 | E0973 | Single Post Height Adjustable - Std. | \$230.00 |
| <input type="checkbox"/> | 172EG08 | E0973 | Single Post Height Adjustable - Low | \$230.00 |

| Armrest Mounting for K0856 SC Models with ASAP II. | | | | |
|---|---------|---|---|-----|
| Dual Post Armrests | | | | |
| <input type="checkbox"/> | 172EG09 | - | Shrt Dual Post Flip Back HT Adj 10"-15" | N/C |
| <input type="checkbox"/> | 172EG23 | - | Lng Dual Post Flip Back HT Adj 10"-15" | N/C |
| Cantilever Armrests | | | | |
| <i>(Adjustable length arm pad included (choose Pad setting below, except for Low Arm Option) NA with Manual Recline Back)</i> | | | | |
| <input type="checkbox"/> | 172EG10 | - | Standard Cantilever Arm w/ 2 Point Locking Post. (9"-10" Ht Range.) NA w/ seat depths below 16" | N/C |
| <input type="checkbox"/> | 172EG11 | - | Standard Cantilever Arm w/ 2 Point Locking Post. (11"-12" Ht Range.) NA w/ seat depths below 16" | N/C |
| <input type="checkbox"/> | 172EG12 | - | STD Cantilever Arm 9"-12" Ht Range | N/C |
| <input type="checkbox"/> | 172EG13 | - | Low Cantilever Arm 7"-10" Ht Range (Choose ASAPII pad type and size below) | N/C |
| Single Post Armrests | | | | |
| <input type="checkbox"/> | 172EG14 | - | Single Post Height Adjustable - Std. | N/C |
| <input type="checkbox"/> | 172EG15 | - | Single Post Height Adjustable - Low | N/C |

| Armpad Options for ASAPII | | | | |
|---|---------|---|--|--------------------------|
| Pad Type / Size Options for Dual Post / Single Post / Low Cantilever | | | | |
| Left Arm Pad (N/C) | | | Right Arm Pad (N/C) | |
| <input type="checkbox"/> | 172AE01 | - | Desk Length Waterfall (10") | <input type="checkbox"/> |
| <input type="checkbox"/> | 172AE02 | - | Full Length Waterfall (14") NA w/Low Cantilever arm | <input type="checkbox"/> |
| <input type="checkbox"/> | 172AE03 | - | Desk Length Standard (10") | <input type="checkbox"/> |
| <input type="checkbox"/> | 172AE04 | - | Full Length Standard (14") NA w/Low Cantilever arm | <input type="checkbox"/> |
| Pad Setting Options for Standard Cantilever Arm | | | | |
| Left Arm Pad (N/C) | | | Right Arm Pad (N/C) | |
| <input type="checkbox"/> | 172AE11 | - | Full Length Cantilever (14") | <input type="checkbox"/> |
| <input type="checkbox"/> | 172AE10 | - | Desk Length Cantilever (10") | <input type="checkbox"/> |

13B. Armrest options for Power Recline Seating

| Armrest for Power Recline Seating. | | | | |
|--|---------|---|--|----------|
| <i>(Armrest width can be adjusted 2" narrower than seat)</i> | | | | |
| <input type="checkbox"/> | 172EG26 | - | STD Cantilever/Reclining Arm 10-14" Height Range | N/C |
| <input type="checkbox"/> | 172EG27 | - | Cantilever/Reclining Arm w/ 2 Point Locking Post. (10"-12" Ht Range.) | \$230.00 |
| <input type="checkbox"/> | 172EG28 | - | Cantilever/Reclining Arm w/ 2 Point Locking Post. (12"-14" Ht Range.) | \$230.00 |

| Reclining Armpad Options | | | | |
|---|---------|-------|---------------------------------|--------------------------|
| <i>(Armpad can be angled inward 15 degrees)</i> | | | | |
| Standard Reclining Armpad | | | | |
| Left Arm Pad (N/C) | | | Right Armpad (N/C) | |
| <input type="checkbox"/> | 172AE05 | - | Reclining Arm Pad (16") | <input type="checkbox"/> |
| Otto Bock Reclining Armpad (Power Recline Seat only) | | | | |
| Left Arm Pad (\$120.00) | | | Right Armpad (\$120.00) | |
| <input type="checkbox"/> | 172AE08 | E2209 | SM Forearm Pads (8") | <input type="checkbox"/> |
| <input type="checkbox"/> | 172AE06 | E2209 | MD Forearm Pads (11.5") | <input type="checkbox"/> |
| <input type="checkbox"/> | 172AE07 | E2209 | LG Forearm Pads (14") | <input type="checkbox"/> |
| Otto Bock Hand Pad Options | | | | |
| Left Hand Pad (\$52.50) | | | Right Hand Pad (\$52.50) | |
| <input type="checkbox"/> | 172OL01 | | MD Flat Hand Pads (4-1/2" x 7") | <input type="checkbox"/> |
| <input type="checkbox"/> | 172OL02 | | LG Flat Hand Pads (5-1/2" x 9") | <input type="checkbox"/> |

14. HANGERS AND FOOTRESTS FOR ASAP II

Hanger and Extension Tubes Options (see footplate compatibility in the brackets)

Non-Powered Swing Away Legrests

Sold as Pairs

| | | | | |
|--------------------------|---------|-------|--|----------|
| <input type="checkbox"/> | 172H95 | | 65° Swing Away (A,B,C) | N/C |
| <input type="checkbox"/> | 172H2 | | 70° Swing Away (A,B,C) | N/C |
| <input type="checkbox"/> | 172H94 | | 75° Tapered Swing Away (E) | N/C |
| <input type="checkbox"/> | 172H6 | | 90° Swing Away (B,C) (5.5-9") | N/C |
| <input type="checkbox"/> | 172H138 | E0990 | Manual ELR S/A (A,B,C,D) (Avail. with Fixed Centermount, choose below) | \$270.00 |

Powered Elevating Legrests

| | | | | |
|--------------------------|---------|-------|--|------------|
| <input type="checkbox"/> | 172H125 | K0108 | Power Centermount ELR w/ Articulation (Leg length independant actuator for transfer assist) (F) | \$2,200.00 |
| <input type="checkbox"/> | 172H126 | E1010 | S/A Power ELR w/ Articulation (B) Pair (N/A for 12" or 13" wide) (Avail. with Fixed Centermount, choose below) | \$2,200.00 |

Fixed Center Mount Legrests (includes footplate) N/C

| | | | | |
|--------------------------|---------|--|--------------------------|-----|
| <input type="checkbox"/> | 172H134 | | Fixed Center Mount Short | N/C |
| <input type="checkbox"/> | 172H135 | | Fixed Center Mount Long | N/C |

Omit Hangers.

| | | | | |
|--------------------------|---------|--|--------------|-----|
| <input type="checkbox"/> | 172H144 | | Omit Hangers | N/C |
|--------------------------|---------|--|--------------|-----|

Hanger Extensions. (See range listed in matrix below)

NOTE: Not all extension tube will be available; depending on the seat height, some extension tube options may not offer enough ground clearance.

| | | | | |
|--------------------------|--------|-------|-------------------|---------|
| <input type="checkbox"/> | 172E16 | K0037 | High Mount Hanger | \$55.00 |
| <input type="checkbox"/> | 172E1 | | Short | N/C |
| <input type="checkbox"/> | 172E2 | | Medium | N/C |
| <input type="checkbox"/> | 172E5 | | Long | N/C |
| <input type="checkbox"/> | 172E21 | | Omit Extension | N/C |

| Lower Leg Length Matrix (measured seat pan to the top of the footplate surface) | | | | |
|--|---|-------------|----------|-------------|
| Hanger Type | High Mount | Short | Medium | Long |
| 65° Swing Away | 7-14" | 13.5- 16" | 16-18.5" | 18-20.5" |
| 70° Swing Away | 7-14" | 13.5- 16" | 16-18.5" | 18-20.5" |
| 75° Tapered S/A | 7-14" | 13.5- 16" | 14.5-19" | 15-18" |
| 90° Swing Away | 5.5-9" Footplate mounts to front of hanger. | | | |
| Manual ELR S/A | | 12.5-17" | 14.5-19" | 17-21" |
| Power ELR S/A | | 12-14" | 14-17" | 16.5-19" |
| Fixed Cntrmnt | | 12.5"-15.5" | | 14.5"-19.5" |
| Power Cntrmnt | | | | 14"-18" |

Footplate (Pair)

| | | | | |
|--------------------------|--|-------|--|----------|
| <input type="checkbox"/> | A - Composite with Heel Loop (Pair) | | | \$30.00 |
| | 172F1 | | Composite Footplate | N/C |
| | 172HL1 | E0951 | Heel Loop | \$30.00 |
| <input type="checkbox"/> | B - Adult Angle Adjust w/Heel Loop for use with 65°, 70° hanger and ELR (Pair) | | | \$210.00 |
| | 172F282 | K0040 | Adult Angle Adjustable Footplate | \$165.00 |
| | 172HL10 | E0951 | Heel Loop | \$45.00 |
| <input type="checkbox"/> | B - Adult Angle Adjust w/Heel Loop for use with 90° hanger (Pair) | | | \$210.00 |
| | 172F285 | K0040 | Adult Angle Adjustable Footplate | \$165.00 |
| | 172HL10 | E0951 | Heel Loop | \$45.00 |
| <input type="checkbox"/> | C - Kids Angle Adjust w/Leg Strap for use with 65° and 70° hanger (Pair) | | | \$195.00 |
| | 172F283 | K0040 | Kids Angle Adjustable Footplate | \$165.00 |
| | 172LS13 | K0038 | Leg Strap | \$30.00 |
| <input type="checkbox"/> | C - Kids Angle Adjust w/Leg Strap for use with 90° hanger(Pair) | | | \$195.00 |
| | 172F286 | K0040 | Kids Angle Adjustable Footplate | \$165.00 |
| | 172LS13 | K0038 | Leg Strap | \$30.00 |
| <input type="checkbox"/> | 172F287 | | D - Aluminum (Pair) | \$30.00 |
| <input type="checkbox"/> | E - One Piece Angle Adjust Footplate | | | \$195.00 |
| | 172F284 | K0040 | One piece Angle Adjustable Footplate | \$165.00 |
| | 172LS13 | K0038 | Leg Strap | \$30.00 |
| <input type="checkbox"/> | F - Centermount Single/Dual Footplate (Single Footplate can be unlocked to form individual footplates) | | | \$165.00 |
| | 172F315 | K0040 | CMT Angle Adjustable Footplates | \$165.00 |
| <input type="checkbox"/> | 172F279 | | Omit Footplate and extension tube | N/C |

Footrest Accessories

| | | | | |
|--------------------------|---------|-------|--|---------|
| <input type="checkbox"/> | 1725A01 | E0952 | Toe Loop (Pair) Only avail on (opt B). | \$45.00 |
| <input type="checkbox"/> | 172LS14 | K0038 | Extra Leg Strap | \$30.00 |

| Footplate Matrix | | | | | | |
|------------------|---------------------------|---|---|---|---|---|
| Hanger Type | A | B | C | D | E | F |
| 65° Swing Away | X | X | X | | | |
| 70° Swing Away | X | X | X | | | |
| 75° Tapered S/A | | | | | X | |
| 90° Swing Away | | X | X | | | |
| Manual ELR S/A | X | X | X | X | | |
| Power ELR S/A | | X | | | | |
| Fixed Cntrmnt | Single Footplate included | | | | | |
| Power Cntrmnt | | | | | | X |

15. ACCESSORIES

Wheelchair Tray Table

NA with Otto Bock Armrest.

| | | | | |
|--------------------------|---------|-------|---------------------------------|----------|
| <input type="checkbox"/> | 1727A01 | E0950 | TRAY TABLE SM TUFFAK 13-14 | \$225.00 |
| <input type="checkbox"/> | 1727A02 | E0950 | TRAY TABLE MED TUFFAK 15-17 PWR | \$225.00 |
| <input type="checkbox"/> | 1727A03 | E0950 | TRAY TABLE LRG TUFFAK 18 PWR | \$225.00 |

Backpack

| | | | | |
|--------------------------|-------|--|---------------------|---------|
| <input type="checkbox"/> | 172A1 | | Black Utility | \$55.00 |
| <input type="checkbox"/> | 172A2 | | Black/Charcoal Kids | \$50.00 |

Positioning Belt - Select for any style seat

| | | | | |
|--------------------------|---------|-------|--------------------------------|---------|
| <input type="checkbox"/> | 172EJ01 | | Auto Style Buckle | N/C |
| <input type="checkbox"/> | 172EJ02 | E0978 | Belt 2" Aircraft Buckle | \$35.00 |
| <input type="checkbox"/> | 172EJ03 | E0978 | Belt 2" Aircraft Buckle Padded | \$65.00 |

BUILT 4 ME OPTIONS

To Inquire about any unique customization for Quickie products, contact:
Phone: (800) 333-4000, Option #3 or Fax: (800) 333-9011





ART SPO CUSTOM CURVED BACKREST

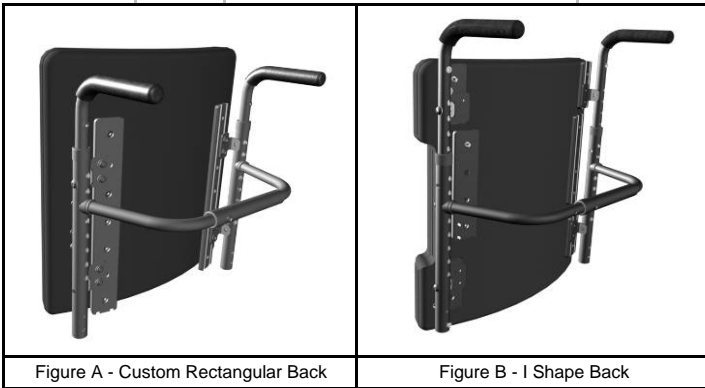
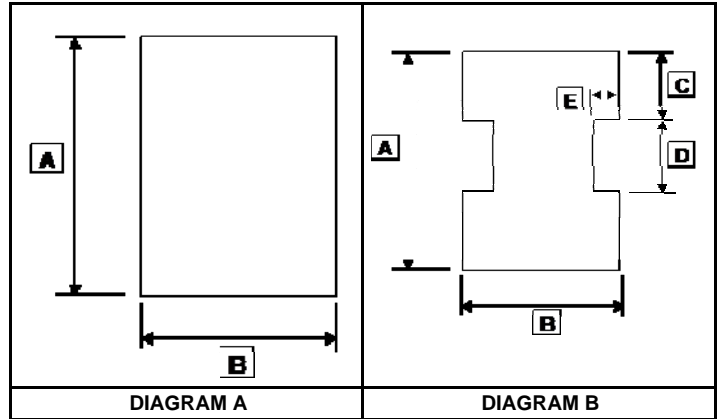
Posterior Positioning Backrest (E2617)

EIPW11 - Effective November 2013

Account: _____
 Date: _____
 PO#: _____
 Buyer: _____
 Marked For: _____

Ship To: _____
 Name: _____
 Address: _____
 City, State, Zip: _____
 Phone: _____

| 1. Backrest Type | | | |
|--------------------------|--------|---------|--|
| <input type="checkbox"/> | SPO | E2617 | CUSTOM Rectangular Back (Dia / Fig. A) \$895.00 |
| | CUSTOM | 172GI01 | Complete only Dimensions A & B below Foam components similar to Diagram D |
| <input type="checkbox"/> | SPO | E2617 | I-Shape Back (Diag./ Fig. B) \$995.00 |
| | I-Back | 172GI02 | Complete Dimensions A - E Below Foam components similar to Diagram D |



BACK REST TYPE DIMENSIONS

| Dimension A BACK HEIGHT | Dimension B BACK WIDTH (must be same as Base Width) | Dimension C I-BACK ONLY | Dimension D I-BACK ONLY | Dimension E I-BACK ONLY |
|-------------------------------|---|--|--|--|
| <input type="checkbox"/> 14 | <input type="checkbox"/> 16 <input type="checkbox"/> 17 <input type="checkbox"/> 18 <input type="checkbox"/> 19 <input type="checkbox"/> 20 | <input type="checkbox"/> 3 | <input type="checkbox"/> 5 | <input type="checkbox"/> 1 <input type="checkbox"/> 1.5 <input type="checkbox"/> 2 |
| <input type="checkbox"/> 14.5 | <input type="checkbox"/> 16 <input type="checkbox"/> 17 <input type="checkbox"/> 18 <input type="checkbox"/> 19 <input type="checkbox"/> 20 | <input type="checkbox"/> 3.5 | <input type="checkbox"/> 5 | <input type="checkbox"/> 1 <input type="checkbox"/> 1.5 <input type="checkbox"/> 2 |
| <input type="checkbox"/> 15 | <input type="checkbox"/> 16 <input type="checkbox"/> 17 <input type="checkbox"/> 18 <input type="checkbox"/> 19 <input type="checkbox"/> 20 | <input type="checkbox"/> 4 | <input type="checkbox"/> 5 | <input type="checkbox"/> 1 <input type="checkbox"/> 1.5 <input type="checkbox"/> 2 |
| <input type="checkbox"/> 15.5 | <input type="checkbox"/> 16 <input type="checkbox"/> 17 <input type="checkbox"/> 18 <input type="checkbox"/> 19 <input type="checkbox"/> 20 | <input type="checkbox"/> 4.5 | <input type="checkbox"/> 5 | <input type="checkbox"/> 1 <input type="checkbox"/> 1.5 <input type="checkbox"/> 2 |
| <input type="checkbox"/> 16 | <input type="checkbox"/> 16 <input type="checkbox"/> 17 <input type="checkbox"/> 18 <input type="checkbox"/> 19 <input type="checkbox"/> 20 | <input type="checkbox"/> 5 | <input type="checkbox"/> 5 | <input type="checkbox"/> 1 <input type="checkbox"/> 1.5 <input type="checkbox"/> 2 |
| <input type="checkbox"/> 16.5 | <input type="checkbox"/> 16 <input type="checkbox"/> 17 <input type="checkbox"/> 18 <input type="checkbox"/> 19 <input type="checkbox"/> 20 | <input type="checkbox"/> 5.5 | <input type="checkbox"/> 5 | <input type="checkbox"/> 1 <input type="checkbox"/> 1.5 <input type="checkbox"/> 2 |
| <input type="checkbox"/> 17 | <input type="checkbox"/> 16 <input type="checkbox"/> 17 <input type="checkbox"/> 18 <input type="checkbox"/> 19 <input type="checkbox"/> 20 | <input type="checkbox"/> 3 <input type="checkbox"/> 3.5 <input type="checkbox"/> 4 | <input type="checkbox"/> 5 <input type="checkbox"/> 6 <input type="checkbox"/> 7 | <input type="checkbox"/> 1 <input type="checkbox"/> 1.5 <input type="checkbox"/> 2 |
| <input type="checkbox"/> 17.5 | <input type="checkbox"/> 16 <input type="checkbox"/> 17 <input type="checkbox"/> 18 <input type="checkbox"/> 19 <input type="checkbox"/> 20 | <input type="checkbox"/> 3.5 <input type="checkbox"/> 4 <input type="checkbox"/> 4.5 | <input type="checkbox"/> 5 <input type="checkbox"/> 6 <input type="checkbox"/> 7 | <input type="checkbox"/> 1 <input type="checkbox"/> 1.5 <input type="checkbox"/> 2 |
| <input type="checkbox"/> 18 | <input type="checkbox"/> 16 <input type="checkbox"/> 17 <input type="checkbox"/> 18 <input type="checkbox"/> 19 <input type="checkbox"/> 20 | <input type="checkbox"/> 3 <input type="checkbox"/> 3.5 <input type="checkbox"/> 4 | <input type="checkbox"/> 5 <input type="checkbox"/> 6 <input type="checkbox"/> 7 <input type="checkbox"/> 8 | <input type="checkbox"/> 1 <input type="checkbox"/> 1.5 <input type="checkbox"/> 2 |
| <input type="checkbox"/> 18.5 | <input type="checkbox"/> 16 <input type="checkbox"/> 17 <input type="checkbox"/> 18 <input type="checkbox"/> 19 <input type="checkbox"/> 20 | <input type="checkbox"/> 3.5 <input type="checkbox"/> 4 <input type="checkbox"/> 4.5 <input type="checkbox"/> 5 <input type="checkbox"/> 5.5 | <input type="checkbox"/> 5 <input type="checkbox"/> 6 <input type="checkbox"/> 7 | <input type="checkbox"/> 1 <input type="checkbox"/> 1.5 <input type="checkbox"/> 2 |
| <input type="checkbox"/> 19 | <input type="checkbox"/> 16 <input type="checkbox"/> 17 <input type="checkbox"/> 18 <input type="checkbox"/> 19 <input type="checkbox"/> 20 | <input type="checkbox"/> 3 <input type="checkbox"/> 3.5 <input type="checkbox"/> 4 <input type="checkbox"/> 4.5 <input type="checkbox"/> 5 | <input type="checkbox"/> 5 <input type="checkbox"/> 6 <input type="checkbox"/> 7 <input type="checkbox"/> 8 | <input type="checkbox"/> 1 <input type="checkbox"/> 1.5 <input type="checkbox"/> 2 |
| <input type="checkbox"/> 19.5 | <input type="checkbox"/> 16 <input type="checkbox"/> 17 <input type="checkbox"/> 18 <input type="checkbox"/> 19 <input type="checkbox"/> 20 | <input type="checkbox"/> 3.5 <input type="checkbox"/> 4 <input type="checkbox"/> 4.5 <input type="checkbox"/> 5 <input type="checkbox"/> 5.5 | <input type="checkbox"/> 5 <input type="checkbox"/> 6 <input type="checkbox"/> 7 <input type="checkbox"/> 8 | <input type="checkbox"/> 1 <input type="checkbox"/> 1.5 <input type="checkbox"/> 2 |
| <input type="checkbox"/> 20 | <input type="checkbox"/> 16 <input type="checkbox"/> 17 <input type="checkbox"/> 18 <input type="checkbox"/> 19 <input type="checkbox"/> 20 | <input type="checkbox"/> 4 <input type="checkbox"/> 4.5 <input type="checkbox"/> 5 <input type="checkbox"/> 5.5 <input type="checkbox"/> 6 | <input type="checkbox"/> 5 <input type="checkbox"/> 6 <input type="checkbox"/> 7 <input type="checkbox"/> 8 | <input type="checkbox"/> 1 <input type="checkbox"/> 1.5 <input type="checkbox"/> 2 |
| <input type="checkbox"/> 20.5 | <input type="checkbox"/> 16 <input type="checkbox"/> 17 <input type="checkbox"/> 18 <input type="checkbox"/> 19 <input type="checkbox"/> 20 | <input type="checkbox"/> 4 <input type="checkbox"/> 4.5 <input type="checkbox"/> 5 <input type="checkbox"/> 5.5 <input type="checkbox"/> 6 | <input type="checkbox"/> 5 <input type="checkbox"/> 6 <input type="checkbox"/> 7 <input type="checkbox"/> 8 | <input type="checkbox"/> 1 <input type="checkbox"/> 1.5 <input type="checkbox"/> 2 |
| <input type="checkbox"/> 21 | <input type="checkbox"/> 16 <input type="checkbox"/> 17 <input type="checkbox"/> 18 <input type="checkbox"/> 19 <input type="checkbox"/> 20 | <input type="checkbox"/> 4 <input type="checkbox"/> 4.5 <input type="checkbox"/> 5 <input type="checkbox"/> 5.5 <input type="checkbox"/> 6 <input type="checkbox"/> 7 <input type="checkbox"/> 8 | <input type="checkbox"/> 5 <input type="checkbox"/> 6 <input type="checkbox"/> 7 <input type="checkbox"/> 8 | <input type="checkbox"/> 1 <input type="checkbox"/> 1.5 <input type="checkbox"/> 2 |
| <input type="checkbox"/> 21.5 | <input type="checkbox"/> 16 <input type="checkbox"/> 17 <input type="checkbox"/> 18 <input type="checkbox"/> 19 <input type="checkbox"/> 20 | <input type="checkbox"/> 4.5 <input type="checkbox"/> 5 <input type="checkbox"/> 5.5 <input type="checkbox"/> 6 <input type="checkbox"/> 7 <input type="checkbox"/> 8 | <input type="checkbox"/> 5 <input type="checkbox"/> 6 <input type="checkbox"/> 7 <input type="checkbox"/> 8 | <input type="checkbox"/> 1 <input type="checkbox"/> 1.5 <input type="checkbox"/> 2 |
| <input type="checkbox"/> 22 | <input type="checkbox"/> 16 <input type="checkbox"/> 17 <input type="checkbox"/> 18 <input type="checkbox"/> 19 <input type="checkbox"/> 20 | <input type="checkbox"/> 5 <input type="checkbox"/> 5.5 <input type="checkbox"/> 6 <input type="checkbox"/> 7 <input type="checkbox"/> 8 | <input type="checkbox"/> 5 <input type="checkbox"/> 6 <input type="checkbox"/> 7 <input type="checkbox"/> 8 | <input type="checkbox"/> 1 <input type="checkbox"/> 1.5 <input type="checkbox"/> 2 |
| <input type="checkbox"/> 22.5 | <input type="checkbox"/> 16 <input type="checkbox"/> 17 <input type="checkbox"/> 18 <input type="checkbox"/> 19 <input type="checkbox"/> 20 | <input type="checkbox"/> 5.5 <input type="checkbox"/> 6 <input type="checkbox"/> 7 <input type="checkbox"/> 8 | <input type="checkbox"/> 5 <input type="checkbox"/> 6 <input type="checkbox"/> 7 <input type="checkbox"/> 8 | <input type="checkbox"/> 1 <input type="checkbox"/> 1.5 <input type="checkbox"/> 2 |
| <input type="checkbox"/> 23 | <input type="checkbox"/> 16 <input type="checkbox"/> 17 <input type="checkbox"/> 18 <input type="checkbox"/> 19 <input type="checkbox"/> 20 | <input type="checkbox"/> 6 <input type="checkbox"/> 7 <input type="checkbox"/> 8 <input type="checkbox"/> 9 | <input type="checkbox"/> 5 <input type="checkbox"/> 6 <input type="checkbox"/> 7 <input type="checkbox"/> 8 | <input type="checkbox"/> 1 <input type="checkbox"/> 1.5 <input type="checkbox"/> 2 |
| <input type="checkbox"/> 23.5 | <input type="checkbox"/> 16 <input type="checkbox"/> 17 <input type="checkbox"/> 18 <input type="checkbox"/> 19 <input type="checkbox"/> 20 | <input type="checkbox"/> 7 <input type="checkbox"/> 8 <input type="checkbox"/> 9 | <input type="checkbox"/> 5 <input type="checkbox"/> 6 <input type="checkbox"/> 7 <input type="checkbox"/> 8 | <input type="checkbox"/> 1 <input type="checkbox"/> 1.5 <input type="checkbox"/> 2 |
| <input type="checkbox"/> 24 | <input type="checkbox"/> 16 <input type="checkbox"/> 17 <input type="checkbox"/> 18 <input type="checkbox"/> 19 <input type="checkbox"/> 20 | <input type="checkbox"/> 7 <input type="checkbox"/> 8 <input type="checkbox"/> 9 <input type="checkbox"/> 10 | <input type="checkbox"/> 5 <input type="checkbox"/> 6 <input type="checkbox"/> 7 <input type="checkbox"/> 8 | <input type="checkbox"/> 1 <input type="checkbox"/> 1.5 <input type="checkbox"/> 2 |
| <input type="checkbox"/> 24.5 | <input type="checkbox"/> 16 <input type="checkbox"/> 17 <input type="checkbox"/> 18 <input type="checkbox"/> 19 <input type="checkbox"/> 20 | <input type="checkbox"/> 8 <input type="checkbox"/> 9 <input type="checkbox"/> 10 | <input type="checkbox"/> 5 <input type="checkbox"/> 6 <input type="checkbox"/> 7 <input type="checkbox"/> 8 | <input type="checkbox"/> 1 <input type="checkbox"/> 1.5 <input type="checkbox"/> 2 |
| <input type="checkbox"/> 25 | <input type="checkbox"/> 16 <input type="checkbox"/> 17 <input type="checkbox"/> 18 <input type="checkbox"/> 19 <input type="checkbox"/> 20 | <input type="checkbox"/> 8 <input type="checkbox"/> 9 <input type="checkbox"/> 10 | <input type="checkbox"/> 5 <input type="checkbox"/> 6 <input type="checkbox"/> 7 <input type="checkbox"/> 8 <input type="checkbox"/> 9 | <input type="checkbox"/> 1 <input type="checkbox"/> 1.5 <input type="checkbox"/> 2 |
| <input type="checkbox"/> 25.5 | <input type="checkbox"/> 16 <input type="checkbox"/> 17 <input type="checkbox"/> 18 <input type="checkbox"/> 19 <input type="checkbox"/> 20 | <input type="checkbox"/> 9 <input type="checkbox"/> 10 | <input type="checkbox"/> 5 <input type="checkbox"/> 6 <input type="checkbox"/> 7 <input type="checkbox"/> 8 <input type="checkbox"/> 9 | <input type="checkbox"/> 1 <input type="checkbox"/> 1.5 <input type="checkbox"/> 2 |
| <input type="checkbox"/> 26 | <input type="checkbox"/> 16 <input type="checkbox"/> 17 <input type="checkbox"/> 18 <input type="checkbox"/> 19 <input type="checkbox"/> 20 | <input type="checkbox"/> 9 <input type="checkbox"/> 10 <input type="checkbox"/> 11 | <input type="checkbox"/> 5 <input type="checkbox"/> 6 <input type="checkbox"/> 7 <input type="checkbox"/> 8 <input type="checkbox"/> 9 | <input type="checkbox"/> 1 <input type="checkbox"/> 1.5 <input type="checkbox"/> 2 |
| <input type="checkbox"/> 26.5 | <input type="checkbox"/> 16 <input type="checkbox"/> 17 <input type="checkbox"/> 18 <input type="checkbox"/> 19 <input type="checkbox"/> 20 | <input type="checkbox"/> 10 <input type="checkbox"/> 11 | <input type="checkbox"/> 5 <input type="checkbox"/> 6 <input type="checkbox"/> 7 <input type="checkbox"/> 8 <input type="checkbox"/> 9 | <input type="checkbox"/> 1 <input type="checkbox"/> 1.5 <input type="checkbox"/> 2 |
| <input type="checkbox"/> 27 | <input type="checkbox"/> 16 <input type="checkbox"/> 17 <input type="checkbox"/> 18 <input type="checkbox"/> 19 <input type="checkbox"/> 20 | <input type="checkbox"/> 10 <input type="checkbox"/> 11 | <input type="checkbox"/> 5 <input type="checkbox"/> 6 <input type="checkbox"/> 7 <input type="checkbox"/> 8 <input type="checkbox"/> 9 | <input type="checkbox"/> 1 <input type="checkbox"/> 1.5 <input type="checkbox"/> 2 |
| <input type="checkbox"/> 27.5 | <input type="checkbox"/> 16 <input type="checkbox"/> 17 <input type="checkbox"/> 18 <input type="checkbox"/> 19 <input type="checkbox"/> 20 | <input type="checkbox"/> 11 | <input type="checkbox"/> 5 <input type="checkbox"/> 6 <input type="checkbox"/> 7 <input type="checkbox"/> 8 <input type="checkbox"/> 9 | <input type="checkbox"/> 1 <input type="checkbox"/> 1.5 <input type="checkbox"/> 2 |
| <input type="checkbox"/> 28 | <input type="checkbox"/> 16 <input type="checkbox"/> 17 <input type="checkbox"/> 18 <input type="checkbox"/> 19 <input type="checkbox"/> 20 | <input type="checkbox"/> 11 | <input type="checkbox"/> 5 <input type="checkbox"/> 6 <input type="checkbox"/> 7 <input type="checkbox"/> 8 <input type="checkbox"/> 9 | <input type="checkbox"/> 1 <input type="checkbox"/> 1.5 <input type="checkbox"/> 2 |

ORDERING INFORMATION: PHONE: (800) 333-4000 FAX: (800) 300-7502 WEBSITE: www.sunrisemedical.com

Specifications are subject to change without notice. Copyright © 2013 119135 REV G



ART SPO CUSTOM CURVED BACKREST

Posterior Positioning Backrest (E2617)

EIPW11 - Effective November 2013

2. Back Relief

| | | | | |
|--------------------------|--------------|---------|--|------------|
| <input type="checkbox"/> | SPO Scapular | E2617 | Scapular Cut-Out Back (Diagram C) Complete Dimensions A, B, F & G Foam components similar to Diagram D | \$1,035.00 |
| | | 172GI03 | | |

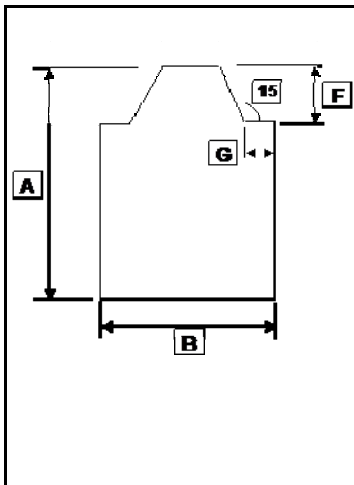
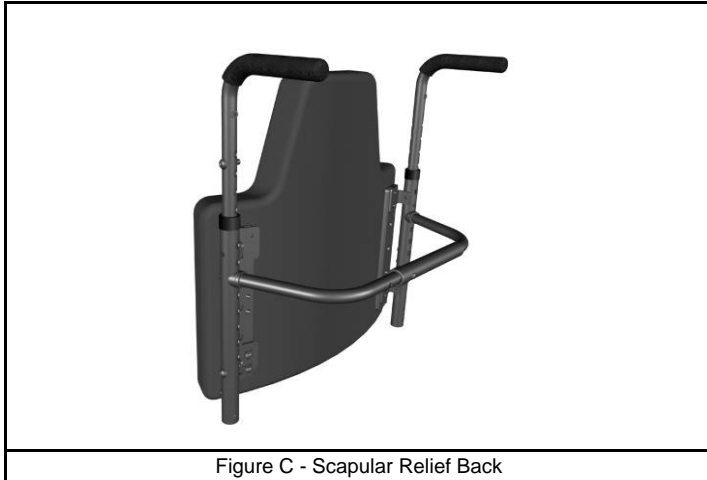


Diagram C - Scapular Relief Back

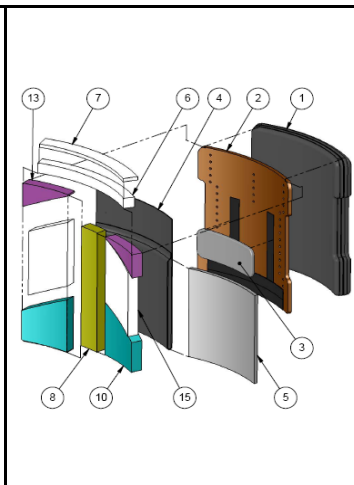


Diagram D - Foam Components

| Custom Foam Thickness Available on all Backs | |
|---|-------------------------------|
| <input type="checkbox"/> 1" Standard | <input type="checkbox"/> 2.5" |
| <input type="checkbox"/> 1.5" | <input type="checkbox"/> 3" |
| <input type="checkbox"/> 2" | |

| Back Relief Dimensions | | | |
|-------------------------------|---|---|---|
| Dimension A BACK HEIGHT | Dimension B BACK WIDTH (must be same as Base Width) | Dimension F | Dimension G |
| 14-17 | Not Available | Not Available | Not Available |
| <input type="checkbox"/> 17.5 | <input type="checkbox"/> 16 <input type="checkbox"/> 17 <input type="checkbox"/> 18 <input type="checkbox"/> 19 <input type="checkbox"/> 20 | <input type="checkbox"/> 4 | <input type="checkbox"/> 3 <input type="checkbox"/> 4 <input type="checkbox"/> 5 <input type="checkbox"/> 6 |
| <input type="checkbox"/> 18 | <input type="checkbox"/> 16 <input type="checkbox"/> 17 <input type="checkbox"/> 18 <input type="checkbox"/> 19 <input type="checkbox"/> 20 | <input type="checkbox"/> 4 | <input type="checkbox"/> 3 <input type="checkbox"/> 4 <input type="checkbox"/> 5 <input type="checkbox"/> 6 |
| <input type="checkbox"/> 18.5 | <input type="checkbox"/> 16 <input type="checkbox"/> 17 <input type="checkbox"/> 18 <input type="checkbox"/> 19 <input type="checkbox"/> 20 | <input type="checkbox"/> 4 <input type="checkbox"/> 5 | <input type="checkbox"/> 3 <input type="checkbox"/> 4 <input type="checkbox"/> 5 <input type="checkbox"/> 6 |
| <input type="checkbox"/> 19 | <input type="checkbox"/> 16 <input type="checkbox"/> 17 <input type="checkbox"/> 18 <input type="checkbox"/> 19 <input type="checkbox"/> 20 | <input type="checkbox"/> 4 <input type="checkbox"/> 5 | <input type="checkbox"/> 3 <input type="checkbox"/> 4 <input type="checkbox"/> 5 <input type="checkbox"/> 6 |
| <input type="checkbox"/> 19.5 | <input type="checkbox"/> 16 <input type="checkbox"/> 17 <input type="checkbox"/> 18 <input type="checkbox"/> 19 <input type="checkbox"/> 20 | <input type="checkbox"/> 5 <input type="checkbox"/> 6 <input type="checkbox"/> 8 | <input type="checkbox"/> 3 <input type="checkbox"/> 4 <input type="checkbox"/> 5 <input type="checkbox"/> 6 |
| <input type="checkbox"/> 20 | <input type="checkbox"/> 16 <input type="checkbox"/> 17 <input type="checkbox"/> 18 <input type="checkbox"/> 19 <input type="checkbox"/> 20 | <input type="checkbox"/> 5 <input type="checkbox"/> 6 <input type="checkbox"/> 8 | <input type="checkbox"/> 3 <input type="checkbox"/> 4 <input type="checkbox"/> 5 <input type="checkbox"/> 6 |
| <input type="checkbox"/> 20.5 | <input type="checkbox"/> 16 <input type="checkbox"/> 17 <input type="checkbox"/> 18 <input type="checkbox"/> 19 <input type="checkbox"/> 20 | <input type="checkbox"/> 6 <input type="checkbox"/> 7 <input type="checkbox"/> 8 <input type="checkbox"/> 9 | <input type="checkbox"/> 3 <input type="checkbox"/> 4 <input type="checkbox"/> 5 <input type="checkbox"/> 6 |
| <input type="checkbox"/> 21 | <input type="checkbox"/> 16 <input type="checkbox"/> 17 <input type="checkbox"/> 18 <input type="checkbox"/> 19 <input type="checkbox"/> 20 | <input type="checkbox"/> 6 <input type="checkbox"/> 7 <input type="checkbox"/> 8 <input type="checkbox"/> 9 | <input type="checkbox"/> 3 <input type="checkbox"/> 4 <input type="checkbox"/> 5 <input type="checkbox"/> 6 |
| <input type="checkbox"/> 21.5 | <input type="checkbox"/> 16 <input type="checkbox"/> 17 <input type="checkbox"/> 18 <input type="checkbox"/> 19 <input type="checkbox"/> 20 | <input type="checkbox"/> 6 <input type="checkbox"/> 7 <input type="checkbox"/> 8 <input type="checkbox"/> 9 | <input type="checkbox"/> 3 <input type="checkbox"/> 4 <input type="checkbox"/> 5 <input type="checkbox"/> 6 |
| <input type="checkbox"/> 22 | <input type="checkbox"/> 16 <input type="checkbox"/> 17 <input type="checkbox"/> 18 <input type="checkbox"/> 19 <input type="checkbox"/> 20 | <input type="checkbox"/> 6 <input type="checkbox"/> 7 <input type="checkbox"/> 8 <input type="checkbox"/> 9 | <input type="checkbox"/> 3 <input type="checkbox"/> 4 <input type="checkbox"/> 5 <input type="checkbox"/> 6 |
| <input type="checkbox"/> 22.5 | <input type="checkbox"/> 16 <input type="checkbox"/> 17 <input type="checkbox"/> 18 <input type="checkbox"/> 19 <input type="checkbox"/> 20 | <input type="checkbox"/> 6 <input type="checkbox"/> 7 <input type="checkbox"/> 8 <input type="checkbox"/> 9 | <input type="checkbox"/> 3 <input type="checkbox"/> 4 <input type="checkbox"/> 5 <input type="checkbox"/> 6 |
| <input type="checkbox"/> 23 | <input type="checkbox"/> 16 <input type="checkbox"/> 17 <input type="checkbox"/> 18 <input type="checkbox"/> 19 <input type="checkbox"/> 20 | <input type="checkbox"/> 6 <input type="checkbox"/> 7 <input type="checkbox"/> 8 <input type="checkbox"/> 9 | <input type="checkbox"/> 3 <input type="checkbox"/> 4 <input type="checkbox"/> 5 <input type="checkbox"/> 6 |
| <input type="checkbox"/> 23.5 | <input type="checkbox"/> 16 <input type="checkbox"/> 17 <input type="checkbox"/> 18 <input type="checkbox"/> 19 <input type="checkbox"/> 20 | <input type="checkbox"/> 6 <input type="checkbox"/> 7 <input type="checkbox"/> 8 <input type="checkbox"/> 9 | <input type="checkbox"/> 3 <input type="checkbox"/> 4 <input type="checkbox"/> 5 <input type="checkbox"/> 6 |
| <input type="checkbox"/> 24 | <input type="checkbox"/> 16 <input type="checkbox"/> 17 <input type="checkbox"/> 18 <input type="checkbox"/> 19 <input type="checkbox"/> 20 | <input type="checkbox"/> 6 <input type="checkbox"/> 7 <input type="checkbox"/> 8 <input type="checkbox"/> 9 | <input type="checkbox"/> 3 <input type="checkbox"/> 4 <input type="checkbox"/> 5 <input type="checkbox"/> 6 |
| <input type="checkbox"/> 24.5 | <input type="checkbox"/> 16 <input type="checkbox"/> 17 <input type="checkbox"/> 18 <input type="checkbox"/> 19 <input type="checkbox"/> 20 | <input type="checkbox"/> 6 <input type="checkbox"/> 7 <input type="checkbox"/> 8 <input type="checkbox"/> 9 | <input type="checkbox"/> 3 <input type="checkbox"/> 4 <input type="checkbox"/> 5 <input type="checkbox"/> 6 |
| <input type="checkbox"/> 25 | <input type="checkbox"/> 16 <input type="checkbox"/> 17 <input type="checkbox"/> 18 <input type="checkbox"/> 19 <input type="checkbox"/> 20 | <input type="checkbox"/> 6 <input type="checkbox"/> 7 <input type="checkbox"/> 8 <input type="checkbox"/> 9 | <input type="checkbox"/> 3 <input type="checkbox"/> 4 <input type="checkbox"/> 5 <input type="checkbox"/> 6 |
| <input type="checkbox"/> 25.5 | <input type="checkbox"/> 16 <input type="checkbox"/> 17 <input type="checkbox"/> 18 <input type="checkbox"/> 19 <input type="checkbox"/> 20 | <input type="checkbox"/> 6 <input type="checkbox"/> 7 <input type="checkbox"/> 8 <input type="checkbox"/> 9 | <input type="checkbox"/> 3 <input type="checkbox"/> 4 <input type="checkbox"/> 5 <input type="checkbox"/> 6 |
| <input type="checkbox"/> 26 | <input type="checkbox"/> 16 <input type="checkbox"/> 17 <input type="checkbox"/> 18 <input type="checkbox"/> 19 <input type="checkbox"/> 20 | <input type="checkbox"/> 6 <input type="checkbox"/> 7 <input type="checkbox"/> 8 <input type="checkbox"/> 9 | <input type="checkbox"/> 3 <input type="checkbox"/> 4 <input type="checkbox"/> 5 <input type="checkbox"/> 6 |
| <input type="checkbox"/> 26.5 | <input type="checkbox"/> 16 <input type="checkbox"/> 17 <input type="checkbox"/> 18 <input type="checkbox"/> 19 <input type="checkbox"/> 20 | <input type="checkbox"/> 6 <input type="checkbox"/> 7 <input type="checkbox"/> 8 <input type="checkbox"/> 9 | <input type="checkbox"/> 3 <input type="checkbox"/> 4 <input type="checkbox"/> 5 <input type="checkbox"/> 6 |
| <input type="checkbox"/> 27 | <input type="checkbox"/> 16 <input type="checkbox"/> 17 <input type="checkbox"/> 18 <input type="checkbox"/> 19 <input type="checkbox"/> 20 | <input type="checkbox"/> 6 <input type="checkbox"/> 7 <input type="checkbox"/> 8 <input type="checkbox"/> 9 | <input type="checkbox"/> 3 <input type="checkbox"/> 4 <input type="checkbox"/> 5 <input type="checkbox"/> 6 |
| <input type="checkbox"/> 27.5 | <input type="checkbox"/> 16 <input type="checkbox"/> 17 <input type="checkbox"/> 18 <input type="checkbox"/> 19 <input type="checkbox"/> 20 | <input type="checkbox"/> 6 <input type="checkbox"/> 7 <input type="checkbox"/> 8 <input type="checkbox"/> 9 | <input type="checkbox"/> 3 <input type="checkbox"/> 4 <input type="checkbox"/> 5 <input type="checkbox"/> 6 |
| <input type="checkbox"/> 28 | <input type="checkbox"/> 16 <input type="checkbox"/> 17 <input type="checkbox"/> 18 <input type="checkbox"/> 19 <input type="checkbox"/> 20 | <input type="checkbox"/> 6 <input type="checkbox"/> 7 <input type="checkbox"/> 8 <input type="checkbox"/> 9 | <input type="checkbox"/> 3 <input type="checkbox"/> 4 <input type="checkbox"/> 5 <input type="checkbox"/> 6 |